


Starting Your Own Event?

Don't forget these ways to promote your event

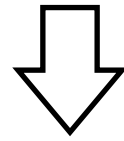
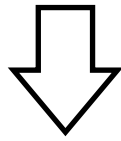
On Your Website

Publish your event as a blog post on your website. Include all of the details about your event including date, time and location. Include a link for tickets if needed.




Send an Email to Your List

When you announce that you're hosting an event, these are the people you should tell about it first, they're the most likely group to attend an event you're hosting.



Share your event on Social Media

Share your blog post about your event on your business social media profiles and invite your connection to the event on each network you use.




Publish on Eventbrite

Eventbrite has done an excellent job of building a loyal user base who are looking for local events of all types. There is no fee for free events.



At A Local Network Group

Not only are you reaching out to a group of fellow professionals who may attend your event, they'll likely share your event with others they know.



Design a Flyer or Postcard

Designing a flyer with the name, date, time, location and any fee to attend as well as a link to where they could add it to their calendar.

Start your event here

<https://oii.fyi/25r>

Open In
Indiana

© 2019 Open In Indiana
317-559-1059
<https://openinindiana.com>